








Short-term forecast

Station averages

	 °C	 %	 hPa	 km/h	 mm/h	 °C
23 Nov	14.3 / 2.0	72.1	1023.5	5.0	0.9	12.8 / -0.6
24 Nov	15.8 / 5.6	69.6	1014.8	7.1	0.0	12.6 / 1.7
25 Nov	13.2 / 3.6	68.8	1013.7	12.6	6.4	10.1 / -2.1
26 Nov	13.1 / 1.1	70.7	1009.3	6.2	10.1	11.5 / -2.7
27 Nov	15.7 / 1.4	64.9	1016.3	2.1	0.0	14.0 / -1.0
28 Nov	16.2 / 0.6	69.5	1015.5	3.3	0.2	15.5 / -1.9
29 Nov	18.2 / 11.8	74.8	1005.8	9.3	1.5	15.3 / 10.5
30 Nov	12.0 / 4.2	78.0	1011.1	11.5	3.0	10.7 / -0.3
1 Dec	11.2 / 2.6	67.3	1017.3	8.6	5.1	7.8 / -1.6

Station extremes

	 °C	 %	 hPa	 km/h	 km/h	 mm/h	 °C
23 Nov	14.7 2020	84.0 2019	1030.0 2020	20.3 2019	26.7 2019	2.5 2023	13.2 2020
	0.6 2020	50.0 2020	1014.1 2023	-	-	-	-2.2 2020
24 Nov	19.9 2023	81.7 2020	1026.5 2020	26.2 2023	35.8 2023	0.0 2020, 2023	18.7 2023
	1.2 2020	49.0 2020	997.1 2023	-	-	-	-1.0 2020
25 Nov	16.3 2023	80.0 2023	1026.4 2020	22.0 2020	30.8 2020	12.7 2023	12.9 2023
	3.5 2020	52.0 2020	978.2 2023	-	-	-	-2.4 2020
26 Nov	16.6 2021	84.0 2021	1024.8 2020	30.2 2023	44.1 2023	19.3 2023	13.9 2020
	0.9 2020	39.6 2020	975.3 2023	-	-	-	-7.3 2023
27 Nov	16.5 2020	84.0 2021	1023.1 2020	9.9 2021	15.9 2021	0.0 2020, 2021	14.8 2020
	-0.2 2020	38.0 2020	1001.3 2021	-	-	-	-3.2 2020
28 Nov	19.3 2019	84.0 2019, 2020	1019.3 2020	20.4 2019	24.1 2019	0.3 2019	19.8 2019
	0.4 2020	50.0 2020	1007.1 2019	-	-	-	-2.1 2020
29 Nov	21.7 2021	84.0 2019, 2020, 2021	1017.5 2020	44.2 2021	56.5 2021	2.5 2019	18.8 2021
	6.1 2020	51.3 2021	992.0 2021	-	-	-	3.5 2020
30 Nov	16.7 2019	84.0 2019, 2020, 2021	1022.1 2020	31.1 2021	44.1 2021	8.1 2021	17.2 2019
	1.6 2020	61.0 2019	995.6 2021	-	-	-	-3.7 2021
1 Dec	16.3 2023	84.0 2020	1026.7 2019	17.2 2021	29.2 2021	19.3 2023	14.5 2023
	0.8 2020	48.2 2021	1008.3 2021	-	-	-	-4.2 2020

Almanac

